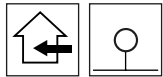


CHROME

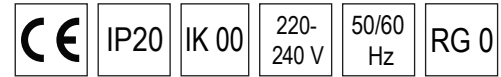
by 6366 DownTown



USE



FEATURES



DESCRIPTION

Table lamps for diffuse lighting. Constructed in conical metal with protected support base. Galvanic chrome finish. Lampshade in translucent chrome-plated polycarbonate (it becomes semi-transparent when the lamp is switched on) or in white self-extinguishing fireproof fabric. Equipped with cable switch and 2-pin 10A plug.

SETTLEMENT CODE

Complete the code by entering the number corresponding to the desired color in the space provided

STANDARD SHADES

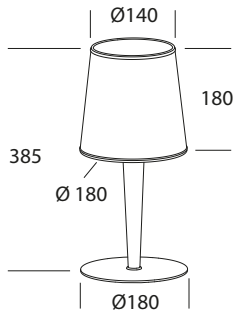


Translucent chrome finish: **0**

White tissue: **1**

other colors on request

CHROME - G



IP20	TYPE	POWER	FLUX ¹	CODE	
				CCT 3000°K CRI>90	CCT 4000°K CRI>90
	E27	1x12W*	1x1320lm*	L043 <input type="checkbox"/> .IN	

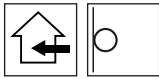
Lamp shade with translucent chrome finish becomes semi-transparent when light is ON.

CHROME

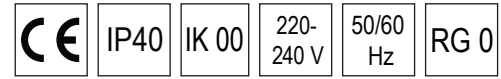
by 6366 DownTown



USE



FEATURES



DESCRIPTION

Wall lamps for diffused light. Structure in conical and curved metal. Galvanic chrome finish. Lampshade in translucent chrome-plated polycarbonate (it becomes semi-transparent when the lamp is switched on) or in white self-extinguishing fireproof fabric. Supplied with special gasket for IP40 installation.

SETTLEMENT CODE

Complete the code by entering the number corresponding to the desired color in the space provided

STANDARD SHADES

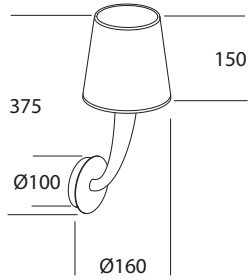


Translucent chrome finish: **0**


White tissue: **1**

other colors on request

CHROME-AP



IP40



TYPE

E27

POWER

1x10W*

FLUX¹

1x1100lm*



CODE

CCT 3000°K
CRI > 90

CCT 4000°K
CRI > 90

L044 .IN

Lamp shade with translucent chrome finish becomes semi-transparent when light is ON.