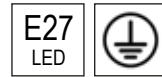
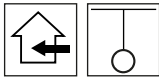


FLOWER POWER

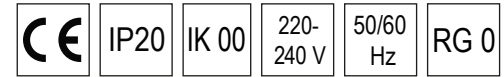
by Adriana Lohmann



USE



FEATURES




DESCRIPTION

Suspension lamp for indoor installations. Ideal in environments where diffused and emotional light is required. Bent and welded steel structure with laser-cut metal details. Galvanic chrome finish. The diffuser is composed of translucent terylene petals, cut and arranged manually to compose the desired shape. The petals are available in mother-of-pearl white, chrome, gold or copper. Diffusers with petals in different sizes and colors are available on request. Chrome metal top cover. Transparent PVC covered power cord.

SETTLEMENT CODE

Complete the code by entering the number corresponding to the desired color in the space provided

STRUCTURE COLORS

 Chrome finish: **0**
other colors on request

ELEMENTS COLORS

 Gold: **2**  Mother pearl: **1**
 Chrome: **0**  Copper: **3**

FLOWER POWER 550

IP20

TYPE

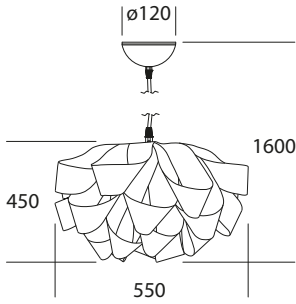
POWER

FLUX¹

E27

1x10W*

1x1100lm*



CODE



C004 .IN
structure elements

FLOWER POWER 750

IP20

TYPE

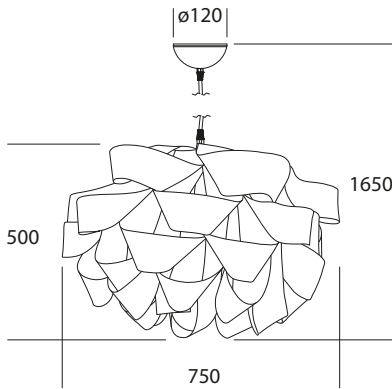
POWER

FLUX¹

E27

1x12W*

1x1320lm*



C005 .IN
structure elements

FLOWER POWER 850

IP20

TYPE

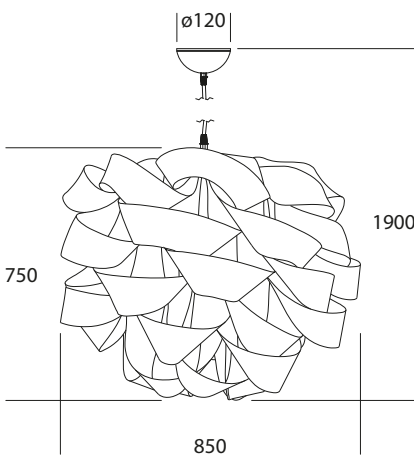
POWER

FLUX¹

E27

1x12W*

1x1320lm*



C006 .IN
structure elements

Other version on request

*Suggested value - light source not supplied

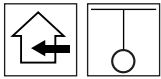
¹Nominal luminous flux

FLOWER POWER

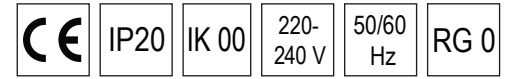
by Adriana Lohmann



USE



FEATURES



DESCRIPTION

Large suspension lamp for indoor installations. Ideal in environments where a scenography lamp with diffused and emotional light is required. Bent and welded steel structure with laser-cut metal details. Galvanic chrome finish. The diffuser is composed of translucent terylene petals, cut and arranged manually to compose the desired shape. The petals are available in mother-of-pearl white, chrome, gold or copper. Diffusers with different colored petals are available on request. Top cover in chrome-plated metal. Steel support ropes and transparent PVC coated power cord.

SETTLEMENT CODE

Complete the code by entering the number corresponding to the desired color in the space provided

STRUCTURE COLORS



Chrome finish: **0**

other colors on request

ELEMENTS COLORS



Gold: **2**



Mother pearl: **1**



Chrome: **0**



Copper: **3**

FLOWER POWER C800

IP20

TYPE

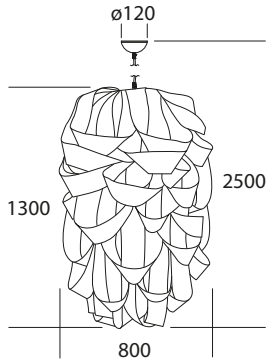
POWER

FLUX¹

E27

3x8W*

3x880lm*



CODE



C007 .IN

structure elements

FLOWER POWER C1000

IP20

TYPE

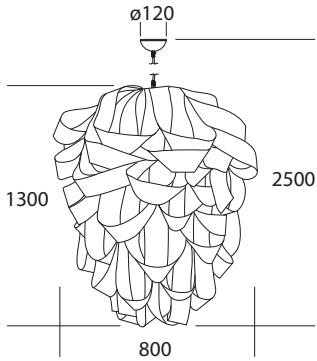
POWER

FLUX¹

E27

3x10W*

3x1100lm*



C008 .IN

structure elements

FLOWER POWER C1000G

IP20

TYPE

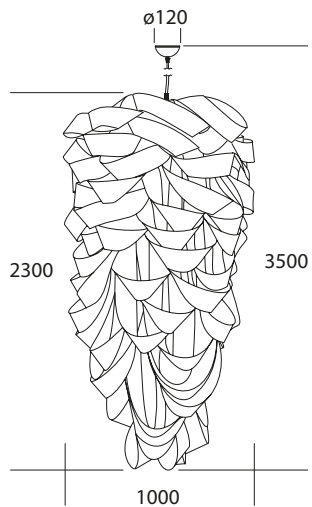
POWER

FLUX¹

E27

3x15W*

3x1650lm*



C009 .IN

structure elements

Other version on request

*Suggested value - light source not supplied

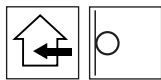
¹Nominal luminous flux

FLOWER POWER

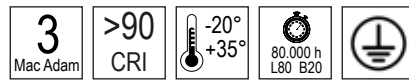
by Adriana Lohmann



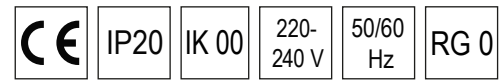
USE



LED



FEATURES



DESCRIPTION

Wall lamp for indoor installation. Ideal in environments where diffused and emotional light is required. Steel structure with laser-cut metal details. Galvanic chrome finish. The diffuser is composed of translucent terylene petals, cut and arranged manually to compose the desired shape. The petals are available in mother-of-pearl white, chrome, gold or copper. Diffusers with petals in different sizes and colors are available on request. Chromed metal fixing base. Equipped with a SMD Led circuit with a high color-rendering index (CRI90) and high-energy efficiency. A polycarbonate cover protects led circuit. Laser-cut aluminium dissipating plate. Built-in electronic ballast. All electronic ballasts are equipped with thermal and short-circuit protection, protection against overvoltage and overloading.

SETTLEMENT CODE

Complete the code by entering the number corresponding to the desired color in the space provided


STRUCTURE COLORS

 Chrome finish: **0**

other colors on request

ELEMENTS COLORS

 Gold: **2**

 Mother pearl: **1**

 Chrome: **0**

 Copper: **3**

FLOWER POWER-AP

IP20

TYPE

POWER

FLUX¹

LED

5W

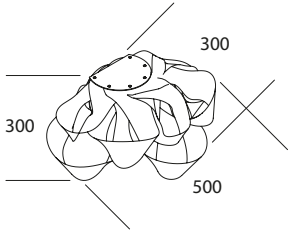
700lm

CODE

CCT 3000°K
CRI > 90

C010 .W

structure elements



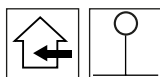
Brightest LED versions on request

FLOWER POWER

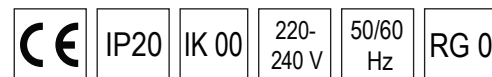
by Adriana Lohmann



USE



FEATURES



DESCRIPTION

Floor lamp for indoor installation. Ideal in environments where diffuse and emotional light is required. Bent and welded steel structure with laser-cut metal details. Galvanic chrome finish. The diffuser is composed of translucent terylene petals, cut and arranged manually to compose the desired shape. The petals are available in mother-of-pearl white, chrome, gold or copper. Diffusers with petals of different sizes and colors are available on request. Transparent PVC covered power cord with switch and 2-pin 10A plug.

SETTLEMENT CODE

Complete the code by entering the number corresponding to the desired color in the space provided


STRUCTURE COLORS

 Chrome finish: **0**

other colors on request

ELEMENTS COLORS

 Gold: **2**

 Mother pearl: **1**

 Chrome: **0**

 Copper: **3**

FLOWER POWER-T

IP20

TYPE

POWER

FLUX¹

E27

1x12W*

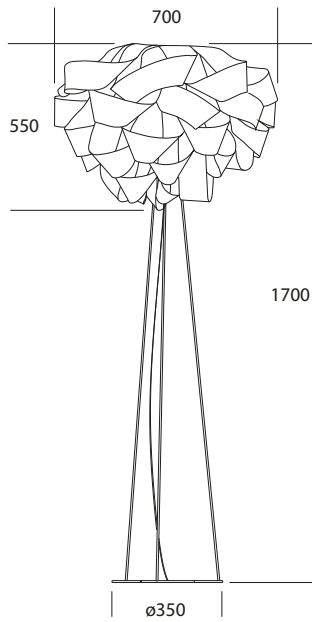
1x1320lm*

CODE



C011 .IN

structure elements



Other version on request

*Suggested value - light source not supplied

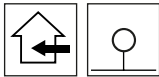
¹Nominal luminous flux

FLOWER POWER

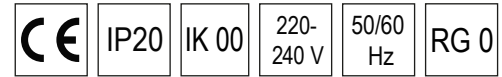
by Adriana Lohmann



USE



FEATURES



DESCRIPTION

Table lamps for indoor installations. Ideal in environments where diffuse and emotional light is required. Bent and welded steel structure with laser-cut metal details. Galvanic chrome finish. The diffuser is composed of translucent terylene petals, cut and arranged manually to compose the desired shape. The petals are available in mother-of-pearl white, chrome, gold or copper. Diffusers with petals of different sizes and colors are available on request. Transparent PVC-covered power cord with switch and 2-pin 10A plug.

SETTLEMENT CODE

Complete the code by entering the number corresponding to the desired color in the space provided


STRUCTURE COLORS

 Chrome finish: **0**

other colors on request

ELEMENTS COLORS

 Gold: **2**

 Mother pearl: **1**

 Chrome: **0**

 Copper: **3**

FLOWER POWER - P

IP20

TYPE

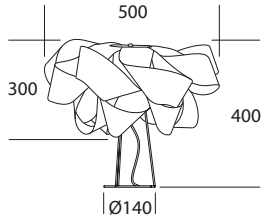
POWER

FLUX¹

E27

1x8W*

1x880lm*



CODE



C012 .IN

structure elements

FLOWER POWER - G

IP20

TYPE

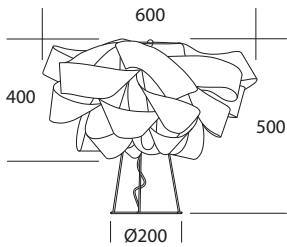
POWER

FLUX¹

E27

1x10W*

1x1100lm*



C013 .IN

structure elements

Other version on request

*Suggested value - light source not supplied

¹Nominal luminous flux

FLOWER POWER

by Adriana Lohmann

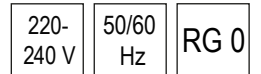
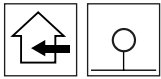


USE

LED



FEATURES



DESCRIPTION

FLOWER POWER - L

Reading lamp for indoor installation. Ideal in environments where diffused and emotional light is required. Bent and welded steel structure with laser-cut metal details. Galvanic chrome finish. The diffuser is composed of translucent terylene petals, cut and arranged manually to compose the desired shape. The petals are available in mother-of-pearl white, chrome, gold or copper. Diffusers with petals of different sizes and colors are available on request. Transparent PVC-covered power cable with switch and 2-pin 10A plug.

FLOWER POWER - LR

Rechargeable lamp for use where there is no possibility of connection to the electrical system. Equipped with a SMD Led circuit with a high color rendering index (CRI90) powered by internal rechargeable batteries. The lamp switches by a touch button, located under the Led circuit, with the possibility of choosing two levels of luminous intensity. Battery life is guarantee for 8 hours at full power and recharging in 5-6 hours by micro USB type C located under the Led circuit. The battery charger is included with the lamp. The illuminating part removes from the diffuser for easy switching on and recharging. IP54 protection rating makes it suitable for both indoor and temporary outdoor use.

SETTLEMENT CODE

Complete the code by entering the number corresponding to the desired color in the space provided


STRUCTURE COLORS

 Chrome finish: **0**

other colors on request

ELEMENTS COLORS

 Gold: **2**

 Mother pearl: **1**

 Chrome: **0**

 Copper: **3**

CODE



C014 .IN
structure elements

FLOWER POWER-L

IP20

TYPE

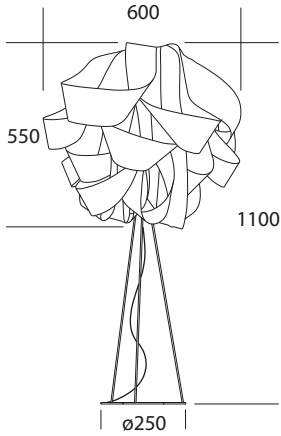
POWER

FLUX¹

E27

1x10W*

1x1100lm*



FLOWER POWER-LR

IP54

TYPE

POWER

FLUX¹

LED

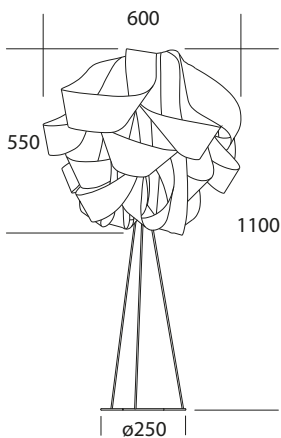
3W

200lm

Rechargeable LED

CCT 3000°K
CRI > 90

C015 .W
structure elements



Complete of charger with type C micro USB input.

Other version on request

*Suggested value - light source not supplied

¹Nominal luminous flux