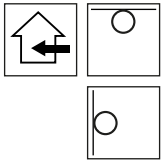


GRIFFE

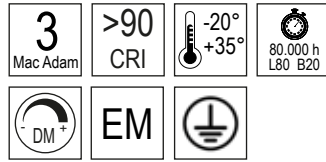
by Arianna e Bruno Teardo



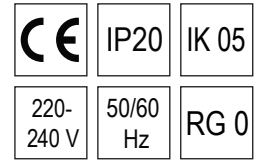
USE



LED



FEATURES



DESCRIPTION

Ceiling or wall lamp for diffused lighting. Structure made up of petals in matt white painted metal that create an original play of light. Diffuser made of opal polycarbonate, specific for Led, which combines maximum brightness with the ability to avoid Led effect. Matt white painted metal frame. Led version equipped with SMD Led circuit with high color rendering index (CRI90) and high-energy efficiency. Laser-cut metal dissipating plate. Built-in electronic ballast. DM version equipped with dimmable ballast with DALI/PUSH interface. All the electronic ballasts are equipped with thermal and short-circuit protection, against overvoltage and overload. EM version, in always-on mode, is equipped with an environmentally friendly NiMH (nickel-metal hydride) battery, thanks to the absence of cadmium. The EM version is equipped with a battery status indicator Led.

SETTLEMENT CODE

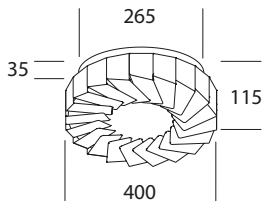
Complete the code by entering the number corresponding to the desired color in the space provided

STANDARD COLORS

RAL 9016 - Matt white: **1**

other colors on request

GRIFFE 400



IP20



TYPE

POWER

FLUX¹

E27	2x10W*	2x1100lm*
LED	15W	2070lm
LED DM	15W	2070lm
LED EM	15W	2070lm

CODE



CCT 3000°K
CRI > 90

CCT 4000°K
CRI > 90

L066 .IN

L066 .W L066 .N

L066 .WD L066 .ND

L066 .WE1 L066 .NE1

Brightest LED versions on request

Other version on request

*Suggested value - light source not supplied
LED EM: emergency 1h standard - 3h on request

¹Nominal luminous flux
LED DM: dimmable DALI - PUSH