

# NOA

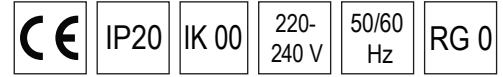
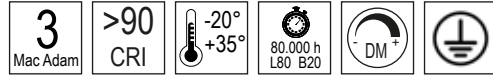
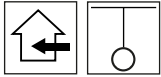
by 6366 DownTown



## USE

## LED

## FEATURES



## DESCRIPTION

Suspension lamp for diffused and enveloping light. Opal triplex blown glass diffuser satin finish. Turned metal structure with laser-cut details. The black and bronze versions have the inside of the structure painted white to improve light reflection; the white version has a black inside. Painted metal top cover matching the color of the structure. Cotton-covered power cable. Equipped with SMD Led circuit with high color rendering index (CRI90) and high-energy efficiency. Laser-cut aluminium dissipating plate. Electronic ballast incorporated in the top cover. DM version equipped with dimmable control gear with DALI/PUSH interface. All electronic ballasts are equipped with thermal and short-circuit protection, overvoltage protection and overload protection.

**SETTLEMENT CODE**

Complete the code by entering the number corresponding to the desired color in the space provided

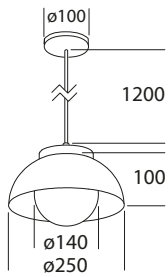
**STANDARD COLORS**



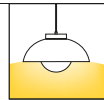
RAL 9016 - Matt white: **1**  
RAL 9005 - Matt black-white inside: **7**  
Bronze color - white inside: **8**

other colors on request

**NOA 250**



IP20



TYPE

LED

POWER

8W

FLUX<sup>1</sup>

970lm



CODE

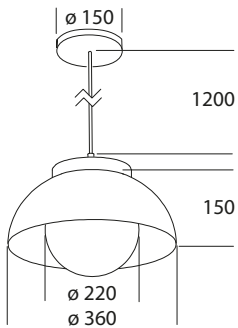
CCT 3000°K  
CRI>90

L101 .W

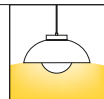
CCT 4000°K  
CRI>90

L101 .N

**NOA 360**



IP20



TYPE

LED  
LED DM

POWER

16W  
16W

FLUX<sup>1</sup>

1940lm  
1940lm



CCT 3000°K  
CRI>90

L102 .W  
L102 .WD

CCT 4000°K  
CRI>90

L102 .N  
L102 .ND

Brightest LED versions on request (excluded Ø250)

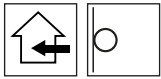
Other version on request

# NOA

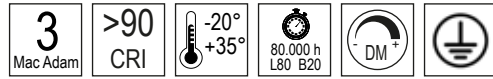
by 6366 DownTown



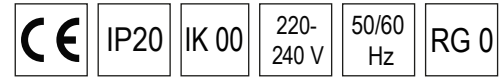
## USE



## LED



## FEATURES



## DESCRIPTION

Wall or ceiling lamp for diffused and enveloping light. Opal triplex blown glass diffuser satin finish. Turned metal structure with laser-cut details. The black and bronze versions have the inside of the structure painted white to improve light reflection; the white version has a black inside. Equipped with SMD Led circuit with high color rendering index (CRI90) and high-energy efficiency. Laser-cut aluminium dissipating plate. Built-in electronic ballast. DM version equipped with dimmable power supply with DALI/PUSH interface. All the electronic ballasts are equipped with thermal and short-circuit protection, against overvoltage and overloading.

**SETTLEMENT CODE**

Complete the code by entering the number corresponding to the desired color in the space provided

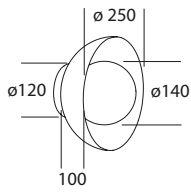
**STANDARD COLORS**

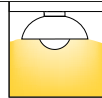
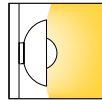



RAL 9016 - Matt white: **1**  
RAL 9005 - Matt black-white inside: **7**  
Bronze color - white inside: **8**

other colors on request

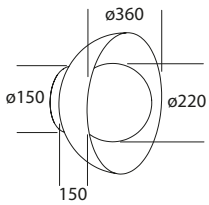
**NOA-AP 250**

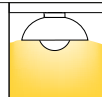
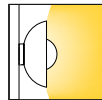



IP20	TYPE	POWER	FLUX <sup>1</sup>
	LED	8W	970lm
	LED DM	8W	970lm

CODE	CCT 3000°K CRI>90	CCT 4000°K CRI>90
	L099 <input type="checkbox"/> .W	L099 <input type="checkbox"/> .N

**NOA-AP 360**



IP20	TYPE	POWER	FLUX <sup>1</sup>
	LED	16W	1940lm
	LED DM	16W	1940lm

CODE	CCT 3000°K CRI>90	CCT 4000°K CRI>90
	L100 <input type="checkbox"/> .W	L100 <input type="checkbox"/> .N
	L100 <input type="checkbox"/> .WD	L100 <input type="checkbox"/> .ND

Brightest LED versions on request (excluded Ø250)

Other version on request