

# SOLARIUM

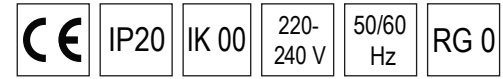
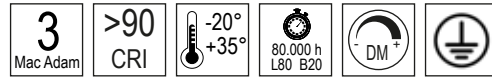
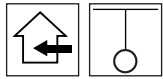
by Daniele Lo Scalzo Moscheri



## USE

## LED

## FEATURES








## DESCRIPTION

Single suspension lamp for direct but not glaring light. Opal triplex blown glass diffuser satin finish. Structure and top cover in painted metal or with galvanic finish. Black/white cotton covered power cord. Equipped with SMD Led circuit with high color rendering index (CRI90) and high-energy efficiency. Laser-cut metal dissipating plate. Built-in electronic ballast. DM version equipped with dimmable power supply with DALI/PUSH interface. All electronic ballasts are equipped with thermal and short-circuit protection against overloading and overvoltage.

**SETTLEMENT CODE**

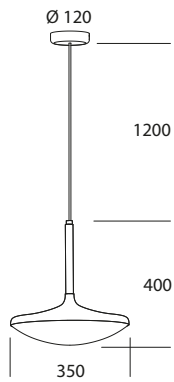
Complete the code by entering the number corresponding to the desired color in the space provided

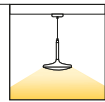
**STANDARD COLORS**

	RAL 9016 - Matt white: <b>1</b>
	RAL 9005 - Matt black: <b>7</b>
	Chrome finish: <b>0</b>
	Satin gold color: <b>2</b>
	Satin copper color: <b>3</b>


other colors on request

**SOLARIUM**



IP20	TYPE	POWER	FLUX <sup>1</sup>
	LED	19W	2200lm
	LED DM	19W	2200lm

**Brightest LED versions on request**

	CODE	
	CCT 3000°K CRI > 90	CCT 4000°K CRI > 90
	L125 <input type="text"/> .W	L125 <input type="text"/> .N
	L125 <input type="text"/> .WD	L125 <input type="text"/> .ND

Other version on request

# SOLARIUM

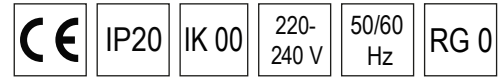
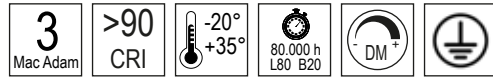
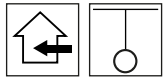
by Daniele Lo Scalzo Moscheri



## USE

## LED

## FEATURES








## DESCRIPTION

Multiple pendant consisting of several light points, whose arrangement and cable length can be adjusted as desired, freestanding installation is possible. Ideal for all environments where diffuse and enveloping light is required. Opal triplex blown glass diffuser satin finish. Structure, top cover and cable clamp in painted metal or with galvanic finish. Black/white cotton covered power cord. Led version equipped with SMD Led circuit with high color rendering index (CRI90) and high-energy efficiency. Laser cut metal dissipating plate. Electronic ballast incorporated in the central rose. DM version equipped with dimmable control gear with DALI/PUSH interface. All electronic ballasts are equipped with thermal and short-circuit protection against overloading and overvoltage.

**SETTLEMENT CODE**

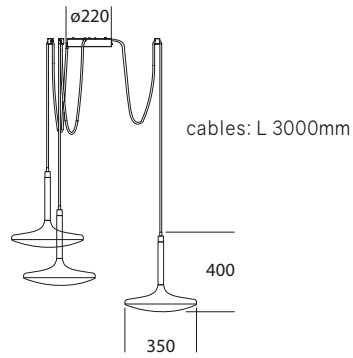
Complete the code by entering the number corresponding to the desired color in the space provided

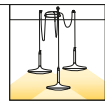
**STANDARD COLORS**

	RAL 9016 - Matt white: <b>1</b>
	RAL 9005 - Matt black: <b>7</b>
	Chrome finish: <b>0</b>
	Satin gold color: <b>2</b>
	Satin copper color: <b>3</b>


other colors on request

**SOLARIUM/3**



IP20	TYPE	POWER	FLUX <sup>1</sup>
	LED	57W	6600lm
	LED DM	57W	6600lm

**Brightest LED versions on request**

	CODE	
	CCT 3000°K CRI>90	CCT 4000°K CRI>90
	L126 <input type="checkbox"/> .W	L126 <input type="checkbox"/> .N
	L126 <input type="checkbox"/> .WD	L126 <input type="checkbox"/> .ND

Other version on request

<sup>1</sup>Nominal luminous flux  
LED DM: dimmable DALI - PUSH