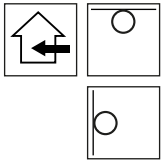


TAB 1

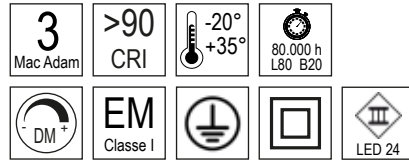
by KD Lab



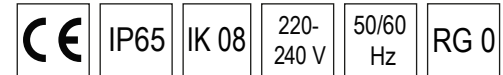
USE



LED



FEATURES



DESCRIPTION

Recessed lamp, for walls and false ceilings, for diffused lighting. Transparent polycarbonate base. Transparent polycarbonate diffuser, with opal polycarbonate film, specific for Led, which combines maximum brightness with the ability to avoid Led effect. Outer ring in aniseed or matt black polycarbonate. AISI 316 stainless steel screws. Rubber gasket. Equipped with SMD Led circuit with high color rendering index (CRI90) and high-energy efficiency. The Led circuit is self-dissipating. Built-in electronic ballast. DM version equipped with dimmable power supply with DALI/PUSH interface. All the electronic ballasts are equipped with thermal and short-circuit protection, against overvoltage and overloading. EM version, in always-on mode, is equipped with an environmentally friendly NiMH (nickel-metal hydride) battery, thanks to the absence of cadmium. The EM version is equipped with a battery status indicator Led. Led24 version suitable for installation in zone 1 (near bathtubs or showers CEI 64-8/7 art.701.32) working with remote 24V power supply not included and purchasable separately. Recessed box can be purchased separately. TAB1 can be customized, upon request, with a logo or an image. The additional cost for customization will be priced for each realization.

SETTLEMENT CODE

Complete the code by entering the number corresponding to the desired color in the space provided

FRAME STANDARD COLORS

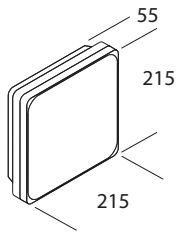


Anise: **1**

Matt black: **7**

other colors on request

TAB 1



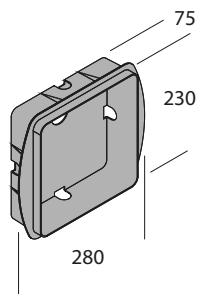
IP65	TYPE	POWER	FLUX ¹	CODE	
				CCT 3000°K CRI>90	CCT 4000°K CRI>90
	LED	14W	2200lm	L165 <input type="checkbox"/> .W	L165 <input type="checkbox"/> .N
	LED DM	14W	2200lm	L165 <input type="checkbox"/> .WD	L165 <input type="checkbox"/> .ND
	LED EM	14W	2200lm	L165 <input type="checkbox"/> .WE1	L165 <input type="checkbox"/> .NE1
	LED 24	14W	2200lm	L165 <input type="checkbox"/> .W24	L165 <input type="checkbox"/> .N24

LED 24 VERSION: installation in zone 1 (near a bathtub or shower CEI 64-8/7 art. 701.32) with 24V remote ballast not included and purchasable separately.

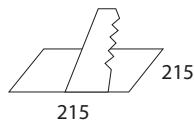


TAB 1 can be personalized, on request, with a logo or an image. The additional cost will be estimated for each project.

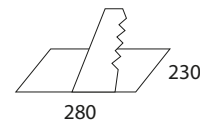
CASSAFORMA TAB 1



CODE
L1651.CAS



Installation for false ceiling



Installation for cement

Other version on request

LED EM: emergency 1h standard - 3h on request

¹Nominal luminous flux
LED DM: dimmable DALI - PUSH

