
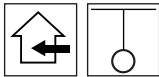


WIGGY

by Adriana Lohmann



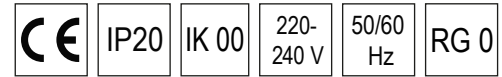
USE



LED



FEATURES






DESCRIPTION

Circular suspension lamp for indoor installations. Ideal in environments where diffused and emotional light is required. Steel structure, high thickness, laser cut with lace effect. Chromed galvanic finish or painted with textured colors to obtain a satin gold and satin dark burnished effect. The diffuser is the real decorative element, made up of endless brass chains, a fringe of soft geometries in a chrome, gold or burnished bronze finish. Metal top cover matching the color of the structure. Steel support ropes, transparent PVC-covered power cord. Equipped with 24V Led strip with high color rendering index (CRI90) and high-energy efficiency. A transparent micro-prismatic polycarbonate diffuser that enhances the spot effect of Led protects led strip. Electronic control gear incorporated in the top cover. All the electronic power supplies are equipped with thermal and short-circuit protection, against overvoltage and overloading.

SETTLEMENT CODE




Complete the code by entering the number corresponding to the desired color in the space provided

STRUCTURE COLORS

-  Satin burnished color finish: **9**
-  Chrome finish: **0**
-  Satin gold color finish: **2**

other colors on request

CHAINS COLORS

-  Burnished brass: **9**
-  Chrome: **0**
-  Gold: **2**

WIGGY 400

IP20

TYPE

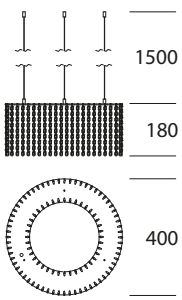
POWER

FLUX¹

LED 24

21W

2100lm



CODE
CCT 3000°K
CRI > 90

C022 .W
structure chains

WIGGY 600

IP20

TYPE

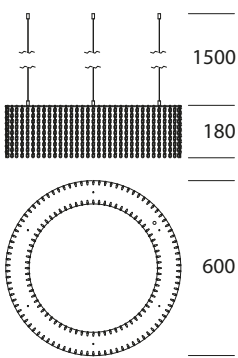
POWER

FLUX¹

LED 24

32W

3200lm



CCT 3000°K
CRI > 90

C023 .W
structure chains

WIGGY 800

IP20

TYPE

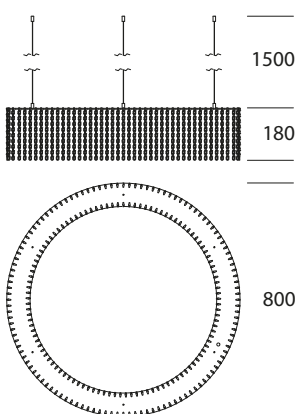
POWER

FLUX¹

LED 24

42W

4200lm



CCT 3000°K
CRI > 90


C024 .W
structure chains

Other version on request

¹Nominal luminous flux

WIGGY

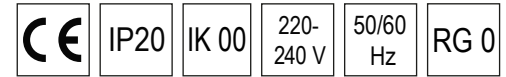
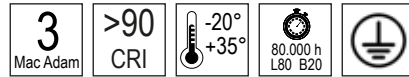
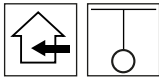
by Adriana Lohmann



USE

LED

FEATURES






DESCRIPTION

Square pendant lamp for indoor installation. Ideal in environments where diffused and emotional light is required. Thick steel structure, laser-cut with lace effect. Chromed galvanic finish or painted with textured colors to obtain a satin gold and satin dark burnished effect. The diffuser is the real decorative element, made up of endless brass chains, a fringe of soft geometries in a chrome, gold or burnished bronze finish. Metal top cover matching the color of the structure. Steel support ropes, transparent PVC-covered power cord. Equipped with 24V Led strip with high color rendering index (CRI90) and high-energy efficiency. A transparent micro-prismatic polycarbonate diffuser that enhances the spot effect of Led protects led strip. Electronic control gear incorporated in the top cover. All electronic ballasts are equipped with thermal and short-circuit protection, protection against overvoltage and overloading.

SETTLEMENT CODE




Complete the code by entering the number corresponding to the desired color in the space provided

STRUCTURE COLORS

-  Satin burnished color finish: **9**
-  Chrome finish: **0**
-  Satin gold color finish: **2**

other colors on request

CHAINS COLORS

-  Burnished brass: **9**
-  Chrome: **0**
-  Gold: **2**

WIGGY SQ300

IP20

TYPE

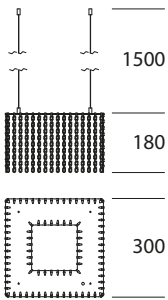
POWER

FLUX¹

LED 24

20W

2000lm



CODE

CCT 3000°K
CRI > 90

C025 .W
structure chains

WIGGY SQ600

IP20

TYPE

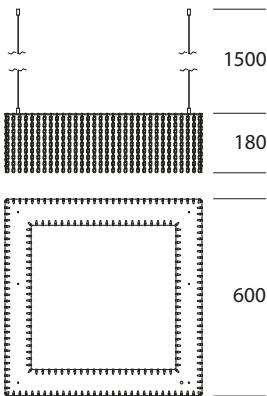
POWER

FLUX¹

LED 24

40W

4000lm



CCT 3000°K
CRI > 90


C026 .W
structure chains

Other version on request

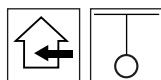
¹Nominal luminous flux

WIGGY

by Adriana Lohmann



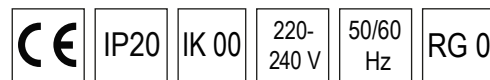
USE



LED



FEATURES






DESCRIPTION

Linear suspension lamp for indoor installation. Ideal in environments where diffuse and emotional light is required. Steel structure, high thickness, laser cut with lace effect. Chromed galvanic finish or painted with textured colors to obtain a satin gold and satin dark burnished effect. The diffuser is the real decorative element, made up of endless brass chains, a fringe of soft geometries in a chrome, gold or burnished bronze finish. Metal top cover matching the color of the structure. Steel support ropes, transparent PVC-covered power cord. Equipped with 24V Led strip with high color rendering index (CRI90) and high-energy efficiency. A transparent micro-prismatic polycarbonate diffuser that enhances the spot effect of Led protects led strip. Electronic control gear incorporated in the top cover. All the electronic power supplies are equipped with thermal and short-circuit protection, against overvoltage and overloading.

SETTLEMENT CODE




Complete the code by entering the number corresponding to the desired color in the space provided

STRUCTURE COLORS

-  Satin burnished color finish: **9**
-  Chrome finish: **0**
-  Satin gold color finish: **2**

other colors on request

CHAINS COLORS

-  Burnished brass: **9**
-  Chrome: **0**
-  Gold: **2**

WIGGY SL1000

IP20

TYPE

POWER

FLUX¹

LED 24

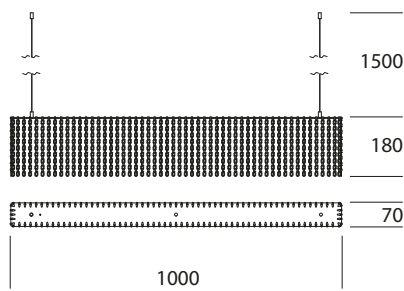
20W

2000lm

CODE


CCT 3000°K
CRI > 90

C027 .W
structure chains



WIGGY

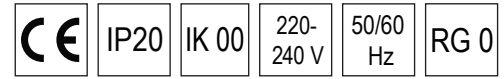
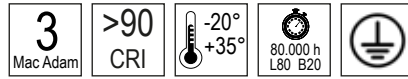
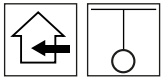
by Adriana Lohmann



USE

LED

FEATURES






DESCRIPTION

Cylindrical suspension for indoor installations. Ideal in environments where diffuse and emotional lighting is required. Thick steel structure, laser-cut with lace effect. Chromed galvanic finish or painted with textured colors to obtain a satin gold and satin dark burnished effect. The diffuser is the real decorative element, made up of endless brass chains, a fringe of soft geometries in a chrome, gold or burnished bronze finish. Top cover and support chain in metal to match the color of the structure. Equipped with mains voltage Led circuit protected by a polycarbonate screen. High thickness dissipating plate made of extruded aluminium.

SETTLEMENT CODE




Complete the code by entering the number corresponding to the desired color in the space provided

STRUCTURE COLORS

-  Satin burnished color finish: **9**
-  Chrome finish: **0**
-  Satin gold color finish: **2**

other colors on request

CHAINS COLORS

-  Burnished brass: **9**
-  Chrome: **0**
-  Gold: **2**

WIGGY C800

IP20

TYPE

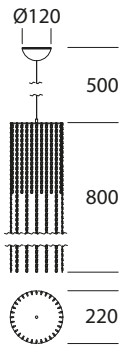
POWER

FLUX¹

LED

17W

1700lm



CODE

CCT 3000°K
CRI > 90

C028 .W
structure chains

WIGGY C1200

IP20

TYPE

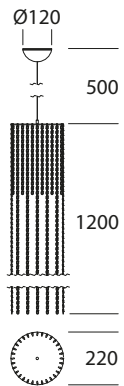
POWER

FLUX¹

LED

17W

1700lm



CCT 3000°K
CRI > 90

C029 .W
structure chains

WIGGY C1800

IP20

TYPE

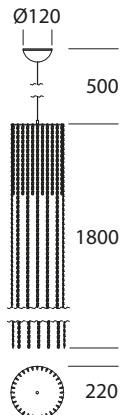
POWER

FLUX¹

LED

17W

1700lm



CCT 3000°K
CRI > 90


C030 .W
structure chains

Other version on request

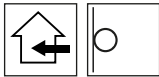
¹Nominal luminous flux

WIGGY

by Adriana Lohmann



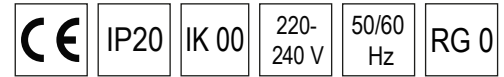
USE



LED



FEATURES






DESCRIPTION

Wall lamp for indoor installation. Ideal in environments where diffused and emotional light is required. High thickness steel structure, laser cut with lace effect. Chromed galvanic finish or painted with textured colors to obtain a satin gold and satin dark burnished effect. The diffuser is the real decorative element, made up of endless brass chains, a fringe of soft geometries in a chrome, gold or burnished bronze finish. Equipped with 24V Led strip with high color rendering index (CRI90) and high-energy efficiency. A transparent micro-prismatic polycarbonate diffuser that enhances the spot effect of Led protects led strip. Built-in electronic ballast. All electronic ballasts are equipped with thermal and short-circuit protection, protection against overvoltage and overloading.

SETTLEMENT CODE




Complete the code by entering the number corresponding to the desired color in the space provided

STRUCTURE COLORS

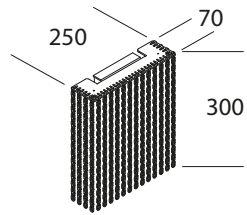
-  Satin burnished color finish: **9**
-  Chrome finish: **0**
-  Satin gold color finish: **2**

other colors on request

CHAINS COLORS

-  Burnished brass: **9**
-  Chrome: **0**
-  Gold: **2**

WIGGY-AP



IP20

TYPE

POWER

FLUX¹

LED 24

6W

600lm


CODE

CCT 3000°K
CRI > 90

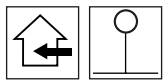
C031 .W
structure chains

WIGGY

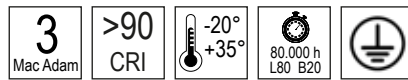
by Adriana Lohmann



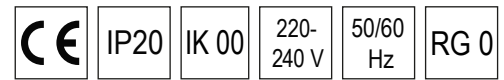
USE



LED



FEATURES






DESCRIPTION

Floor lamp for indoor installation. Ideal in environments where diffuse and emotional light is required. High-gauge, laser-cut steel structure with lace effect. Chromed galvanic finish or painted with textured colors to obtain a satin gold and satin dark burnished effect. The diffuser is the real decorative element, made up of endless brass chains, a fringe of soft geometries in a chrome, gold or burnished bronze finish. The stem and base are in metal to match the color of the structure. Equipped with SMD Led circuit with high color rendering index (CRI90) and high-energy efficiency. Laser-cut metal dissipating plate. All electronic ballasts are equipped with thermal and short-circuit protection, against overvoltage and overloading. Switch on power cord.

SETTLEMENT CODE




Complete the code by entering the number corresponding to the desired color in the space provided

STRUCTURE COLORS

-  Satin burnished color finish: **9**
-  Chrome finish: **0**
-  Satin gold color finish: **2**

other colors on request

CHAINS COLORS

-  Burnished brass: **9**
-  Chrome: **0**
-  Gold: **2**

WIGGY-T

IP20

TYPE

POWER

FLUX¹

LED

14W

2000lm

CODE

CCT 3000°K
CRI > 90

C032 .W
structure chains

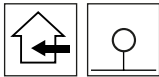


WIGGY

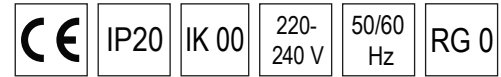
by Adriana Lohmann



USE



FEATURES






DESCRIPTION

Table lamp for indoor installations. Ideal in environments where diffuse and emotional light is required. Steel structure, thick, laser cut with lace effect. Chromed galvanic finish or painted with textured colors to obtain a satin gold and satin dark burnished effect. The diffuser is the real decorative element, made up of endless brass chains, a fringe of soft geometries in a chrome, gold or burnished bronze finish. Curved steel frame coordinated with the color of the structure. Transparent PVC-covered power cable with switch and 2-pin 10A plug.

SETTLEMENT CODE




Complete the code by entering the number corresponding to the desired color in the space provided

STRUCTURE COLORS

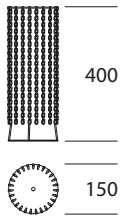
-  Satin burnished color finish: **9**
-  Chrome finish: **0**
-  Satin gold color finish: **2**

other colors on request

CHAINS COLORS

-  Burnished brass: **9**
-  Chrome: **0**
-  Gold: **2**

WIGGY-P



IP20

TYPE

POWER

FLUX¹

E27

1x8W*

1x880lm*

CODE



C033 .IN
structure chains